
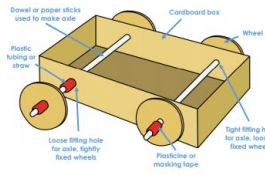







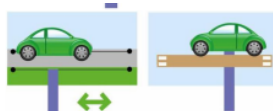


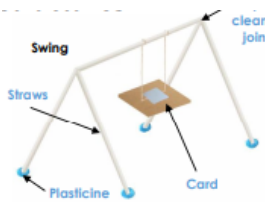




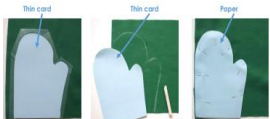


Curriculum Map

Art & Design and Design & Technology



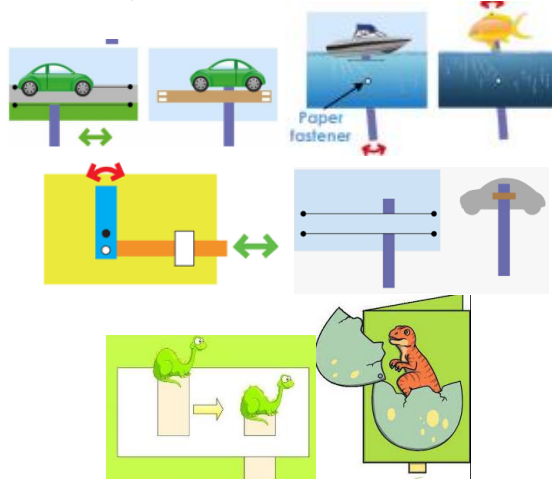
Year Group & Rotation		AUTUMN TERM		SPRING TERM		SUMMER TERM	
		1	2	3	4	5	6
Yr 1/2	A	Art & Design: LS Lowry – My locality (sketch first, then chalk/pastels) 	D&T: Year 1/2 Mechanisms – Wheels and axles 	Art & Design: George Seurat – pointillism of city landmarks, colour wheel (painting)  	Art & Design: Great Fire of London (collage)  D&T: Year 1/2 Food – Preparing fruit and vegetables, e.g. fruit salad/kebabs  	Art & Design: John Piper – street scene & lighthouses (mixed media/collage)  	D&T: Year 1/2 Mechanisms – Sliders and levers  
	B	Art & Design: Paul Klee – Cubism castles (drawing; use oil pastels/chalks) 	D & T: Year 1/2 Structures – Freestanding structures 	Art & Design: Andy Goldsworthy – natural art (digital media & sculpture; printing from nature) 	D&T: Year 1/2 Food – Preparing fruit and vegetables, e.g. fruit Smoothies 	Art & Design: Edward Saidi – Tinga-Tinga art (painting); African patterns 	D&T: Year 1/2 Textiles – Templates and joining instructions  



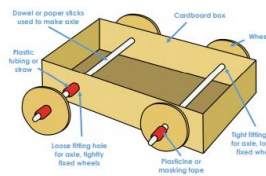
Animal Sculptures - Totem Poles & Clay Work (paper sculpture/clay)



D&T: Year 1/2 Mechanisms – Sliders and levers (make a dinosaur move)



D&T: Year 1/2 Mechanisms – Wheels and axles (design a moon buggy)






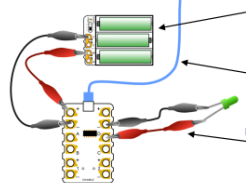


















D&T: Year 1/2 Food – Prepare a seaside picnic e.g. fruit salad/sandwiches



Curriculum Map

Art & Design and Design & Technology

















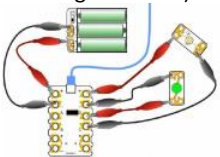






Yr 3/4	A	<p>Art & Design: Esther Mahlangu – African patterns/Ndebele houses (painting)</p>  	<p>D&T: Year 3/4 Electrical Systems – simple circuits and switches inc. simple programming and control. Apply understanding to make a Christmas light box</p> <p>https://www.christopherpickeringprimary.co.uk/christmas-light-boxes-y4-dt-project/</p>  <p>Introduction to Crumble programming (control):</p> 	<p>Art & Design: Andy Warhol – Vanishing Animals/Endangered Species (drawing/printing/watercolour)</p>  	<p>D&T: Year 3/4 Structures – Shell structures, including using computer-aided design to create party or circus-themed boxes inc. CAD designs</p> <p>Nets:</p>  <p>CAD:</p> 	<p>Art & Design: Classic Greek Pottery – Greek clay coil vases; life story pots (drawing/ sculpture); wax resist Greek amphora (crayon & watercolour)</p>  	<p>D&T: Year 3/4 Food – Healthy and varied diet: Greek salad bowls/ kebabs; sandwiches, packed lunch, picnics</p>   
	B	<p>Art & Design: Henri Rousseau – jungle art (painting/mixed media)</p> 	<p>D&T: Year 3/4 Mechanical Systems – Levers and Linkages</p> 	<p>Art & Design: Who Were the First Artists? – large collaborative cave paintings using media and techniques learned (mixed media)</p>  	<p>D&T: Year 3/4 Food – Healthy and varied diet: Stone Age Stewed Fruit</p> 	<p>Art & Design: Classic Roman Art – Mosaics (collage); sculpting own faces (sculpture); Fruit still-life (drawing/ watercolour paints)</p>  	<p>D&T: Year 3/4 Textiles – 2D shape to 3D product (Roman drawstring purse and felt money container)</p>  

Curriculum Map

Art & Design and Design & Technology



							
Yr 5/6	A	<p>Art & Design: William Grill (illustrator) / Katsushika Hokusai – Compass rose design (drawing/water-colour); waves and Antarctic landscape (paint/mixed media)</p>  	<p>D&T: Year 5/6 Mechanical Systems – Pulleys or gears https://nustem.uk/activity/levers-pulleys-and-gears-key-stages-1-2/</p> <p>Link to the Squashed Tomato Challenge (cross-curricular link with mountains and Nepal) https://practicalaction.org/schools/squashed-tomato-challenge/</p> <p>Gears challenge – pull a piano uphill on a bike https://www.bbc.co.uk/teach/clip-clip-video/science-physics-ks2-ks3-will-gears-let-children-pull-a-piano-uphill-with-their-bikes/zmcpy9q</p>	<p>Art & Design: Jean Tinguely – Kinetic Art: balance sculpture, Agamograph (3D/sculpture)</p>    	<p>D&T: Year 5/6 Structures – Frame structures (use as part of desk-top clock project)</p> <ol style="list-style-type: none">Create frame   <ol style="list-style-type: none">Clock design on front 	<p>Art & Design: Hans Holbein – Close observational drawing of faces/ eyes; Tudor portraits (drawing/ painting)</p>  	<p>D&T: Year 5/6 Food – Celebrating culture and seasonality - create a Tudor feast using seasonal ingredients:</p> <p>Jumbles – Tudor knot</p>  <p>Tudor Tarts</p>  <p>Pottage</p> 
	B	<p>Art & Design: William Morris: Talking Textiles Project (based on Holy Grail tapestries) – create a scene from King Arthur on Calico https://twotempleplace.org/resources/william-morris/</p>	<p>D&T: Year 5/6 Electrical Systems – Monitoring and control – create an automatic night-light</p> <p>Crumble programming (monitoring & control):</p> 	<p>Art & Design: Wildlife Art</p> <p>Pencil sketching:</p>   <p>Rainbow watercolour:</p>	<p>Art & Design: Blitz artwork (mixed media); propaganda posters</p> 	<p>Art & Design: Henry Moore Project – shelter drawings (pencil/chalk/charcoal – explore light & shade):</p> 	

Curriculum Map

Art & Design and Design & Technology



Measham Ware/Barge Art Study – Paint/Print (inc. visit to Measham Museum)



Block reduction printing:



D&T: Year 5/6 Food – Wartime recipes using seasonal produce
e.g. Vegetable soup



Wartime scones for VE Day party



Henry Moore sculpture (wire, papier mache, 'eggs and sausages')

Individual:



Group:

